



A Program of OJJDP

WWW.TRIBALYOUTH.ORG



Before We Get Started

- ⌘ This project was supported by Grant #15PJDP-24-GK-02602-MUMU awarded by the Office of Juvenile Justice and Delinquency Prevention, Office of Justice Programs, U.S. Department of Justice.
- ⌘ The opinions, findings, and conclusions or recommendations expressed in this program are those of the author(s) and do not necessarily reflect those of the Department of Justice.





Friendly Reminders

& Technical Support

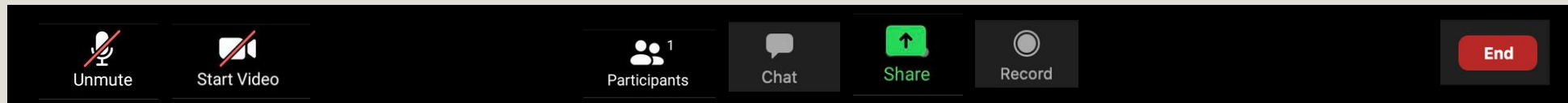


Your control panel will appear at the bottom of your user screen.



MUTE

All participants will be muted upon entry. Please stay muted during the presentation.



Q & A

Use the Chat box to submit a comment or question.



This session will be recorded. The recording will be shared with attendees.

www.TRIBALYOUTH.org

FY24 Tribal Youth Strategic Planning Resources Peer Learning Session

August 7, 2025





Opening In A Good Way





Vision and Purpose Statements

Developing effective vision (*your collective inspired dream*) and purpose (*why your program exists*) statements are important first steps in your strategic planning process. These written declarations provide the foundation for the program while communicating the purpose and direction of work that will be launched during the life of the project

Vision Statement

Your dream/the desired end state, where you would like to be. Statement is generally inspirational, memorable, and concise. For example: *Restoration of our families and our communities to be strong and healthy.*

Holding a Vision for Indigenous Youth

Vision...


- Is a mental picture of the future. It is an idea of what the future can hold but has not yet happened.
- Is the thing inside of us that guides us and creates a desire to grow and improve.
- Embodies our hopes and ideals.
- Gives us a sense of purpose and brings us flashes or glimpses of what is possible.
- Helps to keep us moving forwards and through obstacles.
- Gives us the meaning and purpose in what we provide for Indigenous youth and those yet to be born.





Purpose Statement

A statement of the purpose of your strategic initiative/program and how your vision will be realized. For example: Our purpose is to revitalize and reconnect our Tribal youth to their Culture through activities and support that strengthen their cultural identity.




Stating Your Truest Purpose

Purpose...

- A Purpose Statement is a compass to guide our way through the inevitable moments of discomfort and uncertainty, **CREATING** a pathway towards the TYP planning program goals.
- Beyond Feelings; it Looks at Actions.
- It explains the "how" the vision will be accomplished by the TY staff and Planning Team.
- Creates a "place & space" for families and community partners to contribute to the program goals and activities.





Examples of Vision & Purpose Statements

Vision Statement


“Engage elders, youth, parents/caregivers, and community to explore the most critical needs and service to ensure that our youth grown to be happy and healthy elders.”

(Seeding Change example)

Purpose Statement


“Our purpose is to revitalize and reconnect our Tribal youth to their language, ceremonies, and life ways that strengthen their cultural identity.”

(Seeding Change example)



Resources for Vision Statements

- <https://rickmaurer.com/wp-content/uploads/2023/10/Toolkit-Page-112-CREATE-A-VISION1.pdf>
- <https://atctools.org/wp-content/uploads/toolkit-files/visioning-toolkit.pdf>
- https://schoolsoutwashington.org/wp-content/uploads/2023/05/SOWA-Mission_Vision_-_Values_-_Toolkit_5.18.23.pdf



Tribal Youth Program

Community Advisory Circle/Planning Team

What is the Community Advisory Circle/ Planning Team and what is their Role?

A Community advisory circle/committee is a group of collaborative key stakeholders who provide a critical voice, input, and support for programmatic activities to enhance the delivery of services to the community. The development of an advisory circle/committee is a recommended core component of the Mapping the Journey Strategic Plan *(to be submitted to the Office of Juvenile Justice and Delinquency Prevention)*.



What are the primary roles and responsibilities of the Community Advisory Circle/Planning Team?

- A primary role is to provide helpful guidance and support throughout the life of the project.
 - Model and commit to being an impartial and objective group in support of the TYP program coordinator and the Indigenous youth and their families that the grant will serve.
 - Willing to contribute to the development of the overarching framework/program design from planning to sustainability.
 - Willing to work together to develop necessary infrastructural supports for the planning and operational components of the Tribal Youth Program.
- Knowledgeable about the TYP's place in the community (willingness to engage in training that can assist with increasing knowledge) and/or trends in the community affecting the field of services, and a focused commitment to the long-range issues that impact Indigenous youth and their families.
 - Commitment to contribute to developing asset/strengths-based solutions.
 - Willing to build relationships and work together as a Community Advisory Circle/Committee to accomplish the goals and objectives of the TYP.
 - Attend/Participate in Community Advisory Circle/Committee meetings.
 - Support ongoing evaluation and process improvement.

Memorandum of Understanding (MOU) Resources



“Working together, we can do more than lift a pebble, we can move mountains.”

Sample Memorandum of Understanding are included below:

- [Tribal Youth Program Memorandum of Understanding Template](#)
- [Tribal Youth Program Memorandum of Understanding Regarding Information Sharing Template](#)
- [Developing Agreements between Local Education Agencies and American Indian Nations and Tribal Communities: A WISCONSIN PERSPECTIVE](#)
- [MOU Example: Ho Chunk Nation and Black River Falls School District](#)

www.TRIBALYOUTH.org





Developing a Comprehensive Communication Plan

*Filling the Tribal Youth
Basket*

www.TRIBALYOUTH.org



It is of the utmost importance to:

- Develop an internal and external communication plan for your program
- Identify the various audiences your communication plan will reach
- Identify resources to support the communication plans
- Identify the outcomes you hope to achieve when you implement your communication plan
- Include communication plan strategies and outcomes in your data collection and evaluation plans.

**"Working together,
we can do more
than lift a pebble,
we can move
mountains."**

www.TRIBALYOUTH.org



COMMUNICATION PLAN RESOURCES

- Creating and Implementing a Communications
- Plan: [Creating and Implementing a Communications Plan](#)
- Tribal Engagement Toolkit: [tribal-toolkit.pdf](#)



Engaging and Empowering Youth Voice

- **Definition:** Incorporating youth and community voice in the development and implementation of the Tribal Youth Program.
- **Importance:** Provides youth and community an opportunity to learn about power dynamics, consensus making, planning and organizing, data collection, and resource mapping.
- **Philosophy:** Supports the philosophy of “nothing about us without us.”
- **Visuals:** Image of diverse youth participating in a community meeting.

Why do you think it's important to include youth voices in community programs?



Activities for Youth Engagement

- **Youth Representation:** Youth representation on the TYP Community Advisory Circle or creating a Youth Steering Committee.
- **Community Meetings:** Host open community meetings and invite youth.
- **Events:** Set up booths at community youth events and volunteer at these events.
- **Visuals:** Photos of youth participating in community events and/or images representing different activities (e.g., meetings, events).

What are some ways we can encourage more youth to participate in these activities?



Connecting Youth Voice to Family Engagement

- **Family Involvement:** Engaging families in the planning process to provide a sense of investment in the success of the program.
- **Collaborative Approach:** Working together with families to ensure that youth voices are heard and valued.
- **Benefits:** Strengthens the relationship between youth and their families, leading to a more supportive community environment.
- **Visuals:** Image of a family participating in a community event and/or a diagram showing the connection between youth voice and family engagement.

How can we better involve families in supporting youth voice in our programs?



Engaging Youth and Families Resources

- **GONA Tool Kit:** <https://www.samhsa.gov/sites/default/files/gona-goan-toolkit.pdf>
- **Healthy & Empowered Youth:** <https://www.tribalyouth.org/wp-content/uploads/2021/08/1-s2.0-S0749379716305499-main.pdf>
- **Core Principles for Engaging Young People in Community Change:** https://www.tribalyouth.org/wp-content/uploads/2021/08/FINALYouth_Engagment_8.15pdf.pdf
- **Community Readiness:** https://www.ndhealth.gov/injury/ND_Prevention_Tool_Kit/docs/Community_Readiness_Handbook.pdf
- **Strengthening Indian Country Through Tribal Youth Programs:** https://www.tribalyouth.org/wp-content/uploads/2021/08/TYPReportfinal_000.pdf



Setting Indigenous S.M.A.R.T. Goals – Why?



Research shows that establishing specific and challenging goals can lead to better performance.



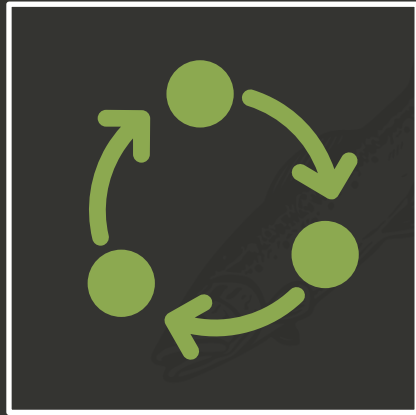
Utilizing the SMART goals process will aid in establishing clear goals and objectives that will benefit the Tribal Youth Program and ultimately the entire Tribal community.



**How do you
determine your
grant's "goals"?**



Indigenous S.M.A.R.T. Objectives



Objectives are focused, measurable, concrete and support the broader or long-range goals that your team has set forth.



It is important to set out clear objectives to support your goals and desired outcomes.



SMART Goal & Objective Example

Goal:

- Increase academic success for middle school tribal youth by 10% during the 2025-2026 school year.

Objective 1:

- By 11/1/2025, TYP staff will work with middle school guidance counselors to identify 20 youth who would benefit from working with an academic mentor

Objective 2:

- By 12/5/2025, TYP staff will plan and coordinate a Talking Circle with middle school Tribal youth to engage them in developing an academic mentor program.

Objective 3:

- By 1/15/2026, TYP staff will develop academic mentor recruitment plan with the Tribal college and/or local college.

Tips for S.M.A.R.T. Goals & Objectives



Include your planning team and/or your Community Advisory Circle



Determine if goals need to be revised, work with your OJJDP Program Manager and/or TYRC TA Specialist to determine steps for making changes



Continuously revisit whether your goals and objectives are aligned with your Tribal culture, community, values, AND your Vision and Purpose.



Create opportunities to revisit these goals from your StratPak throughout your project lifecycle



SMART Goal & Objective Resources

- [University of California SMART Goals](#)
- [YMCA Smart Goal Toolkit](#)
- [Infant Hearing "SMART" Objectives](#)

REFLECTIONS

Please share

- A “aha moment” while developing your strategic plan.
- What you are looking forward to with implementing your Tribal Youth program.



Any Questions?





Closing

